
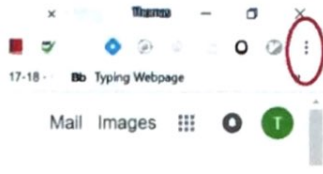

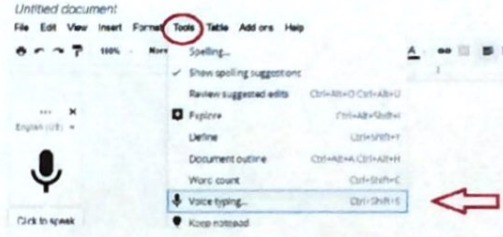




Google Reading and Writing Tools for Students

Tom Buckey, tbuckey@wccusd.net

10/2/17

Use the Chrome browser.	
Have students sign into the Chrome browser.	
Have students Bookmark Google Drive.	
Google Docs Voice Typing (<i>speech-to-text</i>)	
Read & Write for Google free version (<i>text-to-speech</i>)	
<p>Read & Write for Google paid version (<i>speech-to-text, text-to-speech, word prediction, etc.</i>)</p>  <p>Tools: 1.Prediction, 2.Dictionary, 3.Picture Dictionary, 4.Play (text-to-speech), 5.Pause, 6.Stop, 7.Screenshot Reader, 8.Audio Maker, 9.Screen Mask, 10.Talk&Type (speech-to-text), 11.Translate, 12. Highlighters, 13.Clear Highlights, 14.Collect Highlights, 15.Vocabulary, 16.Voice Note, 17. Practice Reading Aloud.</p>	
Typing practice websites	https://goo.gl/K9LvGy
Tablet Troubleshooting Tips - Helpdesk	https://goo.gl/xPb3N1